

# Standalone Chassis of FRM220/FRM220A Series

All FRM220/FRM220A series cards are hot-swappable and can be installed in a 20 slots (2U), or 8 slots (1U) rack-mountable chassis with any combination of redundant hot swappable AC, 24VDC or 48VDC power supplies, providing a scalable solution that is space-efficient and cost-effective. The cards can also be mounted in 4 slots, 2 slots, or 1 slot standalone housing with fixed AC/DC powered chassis.

The cards of FRM220/FRM220A series provide telecommunication solutions for most applications. CTC union offers a universal and cost-efficient transmission series for a variety of fiber optic technologies (Multimode, Single mode, WDM, CWDM) starting from converters and switches, to modems and extending to intelligent voice/data multiplexer systems. The products are designed as cards in combination with various chassis types. The concept is to ensure an extremely variable mixture of products at low storage costs for spares.

## Power Build-in Type (1, 2 or 4 slots with optional wallmount, console / RS232, NMC(SNMP), AC/DC Power options)

**FRM220-CH01-AC(DC or AD)**



**FRM220-CH01M**




**FRM220-CH02M & CH02M-2**

- Cooling Fan (CH02M) : 30 Watt
- Fanless (CH02M-2) : 12 Watt




**FRM220-CH02/NMC**




**FRM220-CH02/SMT**

- Power & Cooling Fan Failure Alarm Detection



**FRM220-CH04A**



## Adapter Type (1 slot with optional wallmount)

**FRM220-CH01**



**FRM220-CH02**



## Features

- Fanless (CH01, CH01M, CH02M-2), (CH02)
- Cooling Fan (CH02M, CH02/NMC, CH04A, CH02/SMT)
- Supports DB9 console port for local management (CH01M, CH02M, CH02M-2)
- Telnet, Web, Console, SNMP management via NMC Card (CH04A, CH02/SMT)

## Power Type:

- External Power: DC12
- Internal Power: AC, DC, AD, AA or DD redundant power (option)

## Specifications

Power Input (Option)	External Adapter	Input Voltage 100~240VAC 50/60Hz Output Voltage 12VDC 1A	Dimensions (D x W x H)	External Adapter	139x 23.2x 88mm (CH01) 139x 44x 88mm (CH02)
	Internal Power	CH01/02 Series: AC: 100~240VAC DC: 18~72VDC CH04A: AC: 100~240VAC DC: 18~60VDC		Internal Power	180x 30x 135mm (CH01) 185x 30x 135mm (CH01M) 222.7x 45.5x 167.4mm (CH02M, CH02M-2, CH02/NMC) 170x 310x 44.7mm (CH04A) 220 x 205 x 44.7 mm (CH02/SMT)
Weight	0.5~0.8kg (CH01) , 0.9kg (CH01M) , 0.5kg (CH02) 1.3kg (CH02M), 1.2kg (CH02M-2), 1kg (CH02/NMC), 1.5kg (CH04AC/DC), 1.9kg (CH04AD) 1.46kg (CH02/SMT)				

## FRM220 Slide-In Card Chassis Ordering Information

Model Name	Description
CH01	1 Slot Chassis with 100 ~240VAC to 12VDC Adapter, Fanless
CH01-AC, DC, AD	1 Slot Chassis with AC: 100 ~240VAC DC: 18 ~72VDC or Dual Power (AC+DC), Fanless
CH01M-AC, DC, AD	1 Slot Chassis with Console port and AC: 100 ~240VAC, DC: 18 ~72VDC or Dual Power (AC+DC), Fanless
CH02	2 Slot Chassis with 100 ~240VAC to 12VDC Adapter, Fanless
CH02M-AC, DC, AD	2 Slots Chassis with Console port and AC: 30W 100 ~240VAC, DC: 30W 18 ~72VDC or Dual Power (AC+DC), with Cooling Fan
CH02M-2-AC, DC, AD	2 Slots Chassis with Console port and AC: 12W 100 ~240VAC, DC: 12W 18 ~72VDC or Dual Power (AC+DC), Fanless
CH02/NMC (S)-AC, DC, AD	2 Slots Chassis with NMC card and AC: 30W 100 ~240VAC, DC: 30W 18 ~72VDC or Dual Power (AC+DC), with Cooling Fan
CH02/SMT-AC, DC, AD	2 Slots Chassis with optional NMC card and AC: 30W 100 ~240VAC, DC: 30W 18 ~72VDC or Dual power (AC+DC), Cooling Fan, with <b>Power and Cooling Fan Failure Alarm Detection</b> function
CH04A-AC	4-Slot chassis with built-in AC power 65W
CH04A-DC	4-Slot chassis with built-in DC power 50W
CH04A-AD	4-Slot chassis with built-in AC+DC power (65W+50W)

### Optional Accessories

Rack Mounting Ear	Description
CH01-RME01	Single unit Rack Mounting EAR for CH01 power built in and CH01M chassis
CH02-RME01	Single unit Rack Mounting EAR for CH02M and CH02/NMC chassis
CH02-RME03	Single unit Rack Mounting EAR for CH02/SMT chassis

FRM220 - □□□□ - □□□□□□  
Example: FRM220 - CH02-RME01




**Note:** For CH01/AC/DC/AD, CH01M and CH02M, CH02/NMC chassis

Rack Mounting Tray	Description
CH01-RMT01	19", 3units Rack Mounting Tray for CH01 power built in and CH01M chassis
CH02-RMT01	19", 2units Rack Mounting Tray for CH02M and CH02/NMC chassis



Wall Mount Kits	Type
CH01-WMK01	Single unit Wall Mounting Kit
CH01-WMK02	Single unit Magnetic Mounting Kit



Din Rail Kits	Type
CH01-DRK02	Single unit Din Rail Kit

FRM220 - □□□□ - □□□  
Example: FRM220 - CH01-AD



**Note:** CH01-DRK02 only for Power Build-in Type