

Preliminary



IGS-M2404S

3x Modular slot plus 4x 100/1000Base-X SFP
Central Switch (Rack)



IGS-M2404S is a 19" rack mountable, modularized industrial Ethernet switch which supports full Gigabit and Fast Ethernet, comes with 3 slots for hot-swappable modules plus an additional 4 ports 100/1000Mbps SFP, that can provide up to 28 ports of Ethernet connectivity. IGS-M2404S's modular design makes your network planning easier and allows greater flexibility by installing PoE/PoE+, 10/100BaseT(X), 100/1000BaseT(X) or dual speed 100/1000M SFP modules in any combination. IGS-M2404S Ethernet switch is designed to meet the demands of mission critical applications for infrastructure and industry, such as traffic control systems (ITS), IP surveillance and production automation applications.

IGS-M2404S supports up to 24 PoE+ ports which provide 30watts power output per port for connecting with heavy-duty industrial PoE PD devices, such as PTZ IP surveillance cameras, high-performance wireless access points, digital signage and IP phones. The IGS-M2404S is designed especially for harsh outdoor cabinet applications with 4KV surge protection to ensure the uninterrupted reliability of PoE systems.

The IGS-M2404S full Gigabit capability increases bandwidth to provide higher performance and provides the ability to quickly transfer large amounts of video, voice, and data across a network. The switch supports a variety of redundant functions, including Ethernet redundancy μ-Ring/STP/RSTP/MSTP/ERPS. It also includes isolated redundant power supplies to increase system reliability and availability for your network backbone.

Features

- 3x Modular slot plus 4x 100/1000Base-X SFP
 - Optional Module :
 - IM-GS800 8x 100/1000Base-X SFP
 - IM-GT800 8x 10/100/1000Base-TX
 - IM-T800 8x 10/100Base-TX
 - IM-GT800-8PH 8x 10/100/1000Base-TX with PoE
 - IM-T800-8PH 8x 10/100Base-TX with PoE
 - Maximum up to 24x IEEE802.3af / 802.3at PoE+ output, 30W per port, 400W PoE power budget in total
 - Hot swap module for non-stop operating
 - Redundant isolated low voltage 24/48VDC, or/and isolated High voltage AC/DC (110/220 VAC/VDC) power inputs
 - **Supports negative voltage power input (for example in telecom system)**
 - Rugged metal, IP30 protection & Fanless design
 - UL60950-1, EN60950-1, CE, FCC, Rail Traffic EN50121-4 certified
 - Heavy industrial grade EMS, EMI, EN61000-6-2, EN61000-6-4 certified
 - 4KV surge protection for PoE, UTP and Fiber ports
 - 2.25KVDC Hi-pot isolation protection for Ethernet ports and power
 - STP, RSTP, MSTP, ITU-T G.8032 Ethernet Ring Protection Switching (ERPS) for network redundancy
 - Provides 5 instances each can support μ-Ring, μ-Chain or Sub-Ring for flexible networking applications (Please see CTC Union μ-Ring white paper for more details and more topology application)
 - μ-Ring redundancy, recovery time <50ms in 250 devices
 - DHCP Server/Client/Relay/Snooping/Snooping option 82/Relay option 82
 - QoS, Traffic classification QoS, CoS, bandwidth control for Ingress and Egress, Storm Control, DiffServ
 - IEEE802.1q VLAN, MAC based VLAN, IP subnet based VLAN, Protocol based VLAN, VLAN translation, GVRP, MVR
 - Dynamic IEEE 802.3ad LACP Link Aggregation, Static Link Aggregation
 - IGMP snooping V1/V2/V3, IGMP Filtering/ Throttling, IGMP query, IGMP proxy reporting, MLD snooping V1/V2
 - Flexibility security: Port based and MAC based IEEE802.1X, RADIUS, ACL, TACACS+, HTTP/HTTPS, SSL/SSH v2
 - Software upgrade via TFTP and HTTP, redundant firmware to avoid in case of upgrade failure
 - Supports IEEE1588 PTP V2 for precise time synchronization to operate in Ordinary-Boundary, Peer to Peer Transparent Clock, End to End Transparent Clock, Master, Slave mode by each port
 - RMON, MIB II, Port mirroring, Event syslog, DNS, NTP, SNMP, IEEE802.1ab LLDP
 - Supports IPv6 Telnet server /ICMP v6
 - CLI, Web based management, SNMP v1/v2c/v3, Telnet server for management
 - Supports Modbus/TCP protocols for management
 - Provides SmartConfig for quick and easy mass Configuration*
 - Supports SmartView for Centralized Management*
 - Supporting Central EMS for management of up to 50 SmartView Server, and maximum up to 25,000 device*
- *please see Catalog chapter 1-Software Management for more details

Specifications

Standard	IEEE 802.3	10Base-T 10Mbit/s Ethernet	
	IEEE 802.3u	100Base-TX, 100Base-FX, Fast Ethernet	
	IEEE 802.3ab	1000Base-T Gbit/s Ethernet over twisted pair	
	IEEE 802.3z	1000Base-X Gbit/s Ethernet over Fiber-Optic	
	IEEE802.3af	PoE (Power over Ethernet)	
	IEEE802.3at	PoE+ (Power over Ethernet enhancement)	
	IEEE 802.1d	STP (Spanning Tree Protocol)	
	IEEE 802.1w	RSTP (Rapid Spanning Tree Protocol)	
	IEEE 802.1s	MSTP (Multiple Spanning Tree Protocol)	
	ITU-T G.8032 / Y.1344	ERPS (Ethernet Ring Protection Switching)	
	IEEE 802.1Q	Virtual LANs (VLAN)	
	IEEE 802.1X	Port based and MAC based Network Access Control, Authentication	
	Standard	IEEE802.3ac	Max frame size extended to 1522Bytes
		IEEE 802.3ad	Link aggregation for parallel links with LACP(Link Aggregation Control Protocol)
IEEE802.3X		Flow control for full duplex	
IEEE 802.1ad		Stacked VLANs, Q-in-Q	
IEEE 802.1p		LAN Layer 2 QoS/CoS Protocol for Traffic Prioritization	
IEEE 802.1ab		Link Layer Discovery Protocol (LLDP)	
IEEE 802.3az		EEE (Energy Efficient Ethernet)	
VLAN ID	4094 IEEE802.1Q VLAN VID		
Switch Architecture	Back-plane (Switching Fabric): 56 Gbps (Full wire-speed)		
Data Processing	Store and Forward		
Network Connector	Chassis: 3x Modular slot plus 4x 100/1000Base-X SFP Module: IM-GS800 8x 100/1000Base-X SFP IM-GT800 8x 10/100/1000Base-TX UTP IM-T800 8x 10/100Base-TX UTP IM-GT800-8PH 8x 10/100/1000Base-TX UTP with PoE IM-T800-8PH 8x 10/100Base-TX UTP with PoE (Hot swap interface for non-stop operating) SFP : Supports 100/1000M SFP module with DDMI UTP : Supports auto negotiation speed, auto MDI/MDI-X function PoE : Supports IEEE802.3af/at, 30W per port, 400W maximum power budget		
Console	RS-232 (RJ-45)		
Network Cable	UTP/STP above Cat. 5e cable EIA/TIA-568 100-ohm (100m)		
Protocols	CSMA/CD		
Reverse Polarity Protection	Support for Input power		
Overload Current Protection	Supported		
CPU Watch Dog	Supported		
Power Supply	Redundant 2x High Voltage AC/DC input power (-HH model) Redundant 2x Low Voltage DC Input power (-LL model) Redundant 1x Low Voltage DC and 1x High Voltage AC/DC input power (-HL model) Low Voltage DC (L): Isolated 24/48V (18~60VDC), Removable Terminal Block High voltage AC/DC (H): Isolated 110/220VAC (88VAC~264VAC), isolated 110/220DC (88~300VDC)		

Software Specifications

Topology	
VLAN	IEEE 802.1q VLAN, up to 4094 802.1Q VLAN VID IEEE 802.1q VLAN, up to 4094 Groups IEEE 802.1ad Q-in-Q MAC-based VLAN, up to 256 entries IP Subnet-based VLAN, up to 128 entries Protocol-based VLAN(Ethernet, SNAP, LLC), up to 128 entries VLAN Translation, up to 256 entries GVRP (GARP VLAN Registration Protocol) MVR (Multicast VLAN Registration)

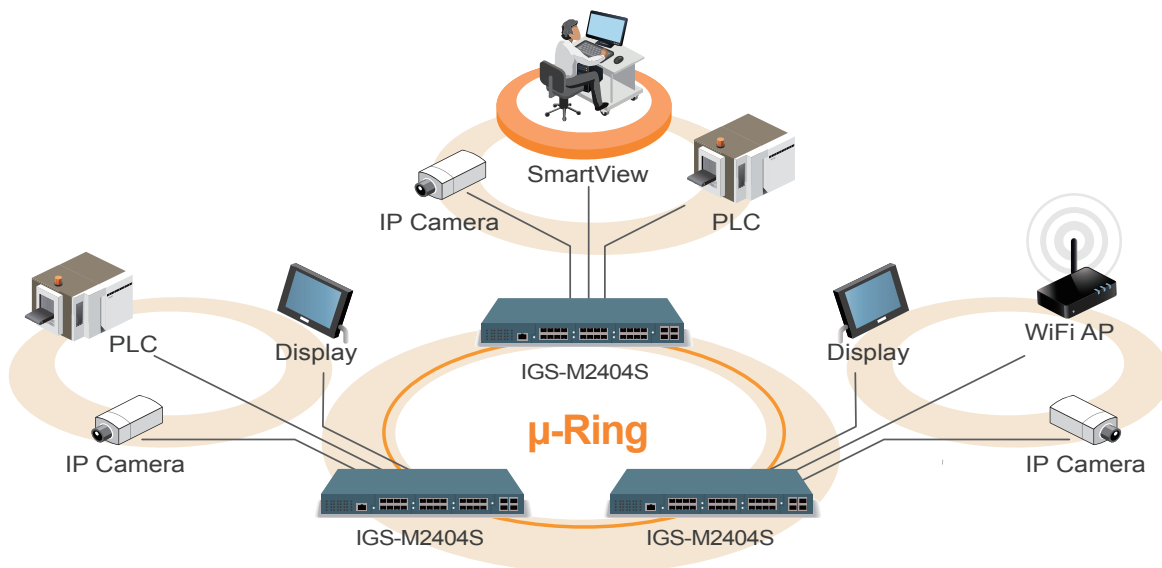
Power Supply	Note: Power input must be 48VDC (44~57VDC) when PoE module is selected and applied, that is "-LL" power optional model for PoE. (50~57V input is recommended for IEEE802.3at PoE+ in 30W applications) Supports negative voltage power input (for example application in telecom system)
Power Consumption	TBD
LED	Per unit: Power 1 (Green), Power 2 (Green), Act /Alarm (Green/Red), Ring Master (Green) P1~P24 Per RJ-45 port: 10/100 Link/Active (Green) 1000 Link/Active (Amber) Per SFP Fiber port: 100Base-X Link/Active (Green) 1000Base-X Link/Active (Amber) PoE port : PoE On/Off (Green)
Jumbo Frame	14K Byte
MAC Address Table	32K
Memory Buffer	4M Bytes for packet buffer
Warning Message	System Syslog, SMTP/ e-mail event message, alarm relay
Alarm Relay Contact	Relay outputs with current carrying capacity of 1A @24VDC, 2-Pin removable terminal block
Operating Temperature	-40 ~ 75°C
Operating Humidity	5% to 95% (Non-condensing)
Storage Temperature	-40 ~ 85°C
Housing	Rugged Metal, IP30 Protection, Fanless
Dimensions	315 x 440 x 44 mm (D x W x H)
Weight	TBD
Installation Mounting	19" rack mount
MTBF	TBD
Warranty	5 years
Certification	
EMC	CE
EMI (Electromagnetic Interference)	FCC Part 15 Subpart B Class A, CE
Railway Traffic	EN50121-4
Immunity for Heavy Industrial Environment	EN61000-6-2
Emission for Heavy Industrial Environment	EN61000-6-4
EMS (Electromagnetic Susceptibility) Protection Level	EN61000-4-2 (ESD) Level 3, Criteria B EN61000-4-3 (RS) Level 3, Criteria A EN61000-4-4 (Burst) Level 3, Criteria A EN61000-4-5 (Surge) Level 3, Criteria B EN61000-4-6 (CS) Level 3, Criteria A EN61000-4-8 (PFMF, Magnetic Field) Field Strength: 300A/m, Criteria A
Safety	UL60950-1, EN60950-1
Hi pot protection	DC 2.25KV for power to chassis ground, Ethernet port to chassis ground
4KV surge protection	Supported for PoE, UTP and Fiber ports
Shock	IEC 60068-2-27
Freefall	IEC 60068-2-32
Vibration	IEC 60068-2-6
Link Aggregation (Port Trunk)	Static (Hash with SA, DA, IP, TCP/UDP port), up to 14 trunk group Dynamic (IEEE 802.3ad LACP), up to 14 trunk group Per group up-to 8 port
Spanning Tree	IEEE802.1d STP, IEEE802.1w RSTP, IEEE802.1s MSTP
Multiple μ-Ring	Up to 5 instances each support μ-Ring, μ-Chain or Sub-Ring for flexible networking applications. Recovery time <50ms The maximum number of device is allowed 250 in a Ring. (Please see CTC Union μ-Ring white paper for more details and more topology application)
Loop Protection	Supported

ITU-T G.8032 / Y.1344 ERPS (Ethernet Ring Protection)	Recovery time <50ms Single Ring, Sub-Ring, Multiple ring topology
QoS Features	
Class of Service	IEEE802.1p 8 active priorities queues for per port
Traffic Classification QoS	IEEE802.1p based CoS IP Precedence based CoS IP DSCP based CoS QCL(QoS Control List): Frame Type, Source/Destination MAC, VLAN ID, PCP, DEI QCE(QoS Control Entry): Protocol, Source IP, IP Fragment, DSCP, TCP/UDP port number
Bandwidth Control for Ingress	Per port based
Bandwidth Control for Egress	Per port based Per queue / Per port shaper
DiffServ (RF 2474) Remarking	
Storm Control	for Unicast, Broadcast, Multicast
IP Multicasting Features	
IGMP / MLD Snooping	IGMP Snooping v1, v2, v3 / MLD Snooping v1, v2 Port Filtering Profile Throttling, Fast Leave Maximum Multicast Group : up to 1022 entries Query / Static Router Port
Security Features	
IEEE 802.1X	Port-Based MAC-Based
ACL	Number of rules : up to 256 entries for L2 / L3 / L4 L2 : Mac address SA/DA/VLAN L3 : IP address SA/DA, Subnet L4 : TCP/UDP
RADIUS authentication & accounting	
TACACS+ authentication & accounting, TACACS+ 3.0	
HTTPS, HTTP	Supported
SSL / SSH v2	Supported
User Name Password Authentication	Local Authentication Remote Authentication (via RADIUS / TACACS+)
Management Interface Access Filtering	
Management Features	CLI Cisco® like CLI
Web Based Management	
Telnet	Server

SNMP	V1, V2c, V3
Modbus/TCP	Support for management and monitoring
SW & Configuration Upgrade	TFTP, HTTP Redundant firmware in case of upgrade failure
RMON	RMON I (1, 2, 3, 9 group), RMON II
MIB	RFC1213 MIB II, Private MIB
UPnP	Supported
DHCP	TFTP, HTTP Redundant firmware in case of upgrade failure
IP Source Guard	Supported
Port Mirroring	Supported
Event Syslog	Syslog server (RFC3164) (Support 1 server)
Warning Message	System syslog, e-mail, alarm relay
DNS	Client, Proxy
IEEE1588 PTP V2	Supports 5 operating mode in each port : Ordinary-Boundary, Peer to Peer Transparent Clock, End to End Transparent Clock, Master, Slave
NTP, SNTP	Client
LLDP (IEEE 802.1ab)	Link Layer Discovery Protocol LLDP-MED
IPv6 Features	
IPv6 Management	Telnet Server/ICMP v6
SNMP over IPv6	Supported
HTTP over IPv6	Supported
SSH over IPv6	Supported
IPv6 Telnet	Supported
IPv6 NTP, SNTP	Client
IPv6 TFTP	Supported
IPv6 QoS	Supported
IPv6 ACL	Number of rules: up to 256 entries for L2 / L3 / L4 L2 : Mac address SA/DA/VLAN L3 : IP address SA/DA, Subnet L4 : TCP/UDP
Other Features	
Green Ethernet	Supports IEEE802.3az EEE (Energy Efficient Ethernet) Management to optimize the power consumption Determine the cable length and lowering the power for ports with short cables Lower the power for a port when there is no link LED Power Management : Adjustment LEDs intensity

Application

Figure : Application Example

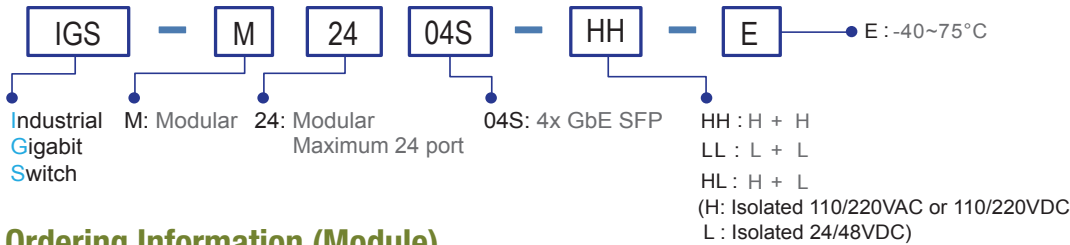


Ordering Information (Chassis)

Model Name	Managed	Total Port (Maximum)	Module Slot	Extension Port 100/1000 Base-XSFP	Input Power		Certification			
					(Low Volt) Isolated 24/48VDC (For system)	(High Volt) 110/220V AC/DC (For System)	Safety UL60950-1 EN60950-1	EN50121-4	EN61000-6-2 EN61000-6-4	CE FCC
IGS-M2404S-HH-E	V	28	3	4		2	V	V	V	V
IGS-M2404S-HL-E	V	28	3	4	1	1	V	V	V	V
IGS-M2404S-LL-E	V	28	3	4	2		V	V	V	V

Note: Power input must be 48VDC (44~57VDC) when PoE module is selected and applied, that is "-LL" power optional model for PoE.

Model Naming Rule



Ordering Information (Module)



IM-GS800

IM-GT800

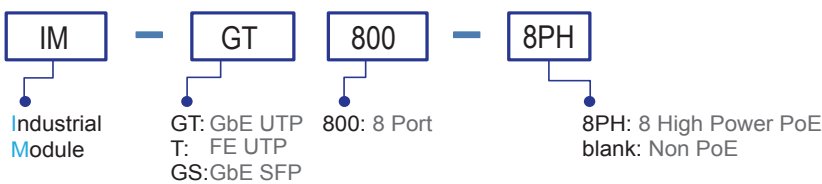
IM-T800

IM-GT800-8PH

IM-T800-8PH

Model Name	Managed	Total Port	UTP Port		Fiber 100/1000 Base-XSFP	PoE IEEE802.3af/at	Certification			
			10/100/1000 Base-T(X)	10/100 Base-TX			Safety UL60950-1 EN60950-1	EN50121-4	EN61000-6-2 EN61000-6-4	CE FCC
IM-GS800	V	8			8		V	V	V	V
IM-GT800	V	8	8				V	V	V	V
IM-T800	V	8		8			V	V	V	V
IM-GT800-8PH	V	8	8			8	V	V	V	V
IM-T800-8PH	V	8		8		8	V	V	V	V

Model Naming Rule



Package List

- IGS-M2404S device
- Console cable (RJ-45 to DB9)
- CD (SmartConfig, MIB file, Manual)
- Quickly installation guide
- Rack mount ear with screws
- Power cord (for-H model)

Optional Accessories

Industrial SFP Transceiver

The ISFP series of industrial grade SFP modules have been fully tested with the product for guaranteed compatibility and performance. The best performance can be guaranteed even in mission-critical applications. (Please see CTC Union's Industrial SFP datasheet for more details and more items.)

ISFP-M7000-85-D(E)	Industrial SFPGbE 1000Base-SX, M/M, 500 meter, wave length 850nm, DDML, -10~70°C (-40~85°C)
ISFP-S7020-31-D(E)	Industrial SFP 1000Base-SX, S/M, 20km, wave length 1310nm, DDML, -10~70°C (-40~85°C)
ISFP-T7T00-00-(E)	Industrial SFP 1000Base-SX, UTP 100meter, -10~70°C (-40~85°C)
ISFP-M5002-31-D(E)	Industrial SFP 155M 100Base-FX, MM, 2km, wave length 1310nm, 12dB, LC, DDML, -10~70°C (-40~85°C)
ISFP-S5030-31-D(E)	Industrial SFP 155M 100Base-FX, SM, 30km, 1310nm, 19dB, LC, DDML, -10~70°C (-40~85°C)

SFP Naming Rule

